



Shanghai Pengwang Machinery Co., Ltd.

Address: Building 8, No.1098, Chuansha road, Pudong New Area, Shanghai

Sales phone: +86 15801732387

Website: <http://www.pwewelder.com>

Alibaba store: <https://pwewelder.en.alibaba.com>

HOT AIR BLOWER

USER'S GUIDE



1600W HOT AIR BLOWER

HOT AIR BLOWER series are sort of our company's new style manual hot air welding tools which on top of technology and got CE certificate. It is double insulation, constant temperature controlled and continuously adjustable. It is suitable for welding hot plastic material like PVC, PP, PE, PVDF, EVA, ECB,TPO, and so on, it is also used for thermos forming,shrinking, drying, igniting operation.

Please read operating instructions carefully before use and keep it for further reference.

一、 Application

- Welding of thermoplastic materials as well as single-ply flexible plastics and modified bitumen in the form of boards, tubes, profiles, lining membranes, coated materials, films, foams, tiles and sheets. Main welding ways: overlap welding, welding with rod/ tape, butt welding and melt welding.
- For foaming, ending and sealing of the thermoplastic semi-finished materials and plastic granules.
- Drying of water-damp surfaces.
- Shrinking of heat-shrink sleeves, films, tapes, solder sleeves, preformed and mould part.
- Soldering of copper pipes, solder joints and metal foils.
- Defrosting of frozen water pipes.
- Activating and dissolving of solvent free adhesive and fusion adhesives.
- Igniting of wood shavings, paper, coal or straw in furnaces.

二、 Parameter

Safety Grade

Double Insulation



Parameter	1600W	3400W
Voltage	230V	230V
Frequency	50/60Hz	50/60Hz

Power	1600W	3400W
Adjustable Temp	20-650℃	20-650℃
Air flow	180L/min	360L/min
Air Pressure	2600Pa	3200Pa
Noise	≤65db	≤65db
Weight	1.05Kg	1.15Kg

Structure Name Of HOT AIR BLOWER

三、



1. Power wire
2. Power switch
3. Temperature Set
4. Handle
5. Air filters
6. Non-slip rubber ring
7. Heating elements cover

四、 Operating Instruction

1) Readiness of working


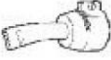




- Fit appropriate nozzle as required
- Connect tool to the power
- Adjust air temperature
- Switch on then use after 5 minutes.

2) Operation

- Do welding test in accordance with national laws and regulations or the material manufacturer's welding specifications
- Check the consequence of welding test
- Set welding temperature as need
- Knob the temperature to zero point after use,cold airing a few minutes to cool down

completely, then turn the power off and keep them well

Nozzles/Knob/Temperature form

Nozzle	Picture	Knob	Actual Temp
None		9	650°C
Tubular nozzle		6	650°C
20mm wide shot nozzle		8	650°C
40mm wide shot nozzle		9	650°C
Speed nozzle (round)		6	650°C
Speed nozzle (triangle)		6	650°C
Tracking nozzle		6	650°C

3) Nozzles changeable

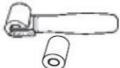







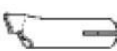


- Do use tools to take them off after the nozzles cooling down completely
- Do not touch the hot nozzle and make sure to place it on a heat resistant surface because of the fire hazard.
- Put the nozzle on the heater tube and secure the nozzle by the screw on the cap.
- Use Pengwang nozzles only.

4) Maintenance

- Clean polluted air filter with a small brush or replace it.
- Clean welding nozzle with a steel brush.
- Check mains cable and plug for electrical and mechanical damage.

五、 Accessories

- Use the accessories offered by manufacturer only.

Accessories name	Picture	Item no.	1/2 pc,adopted
Pressure roller		PW1600	1pc
1600W heating elements		PW1600	1/2pc
3400W heating elements		PW3400	adopted
20mm wide shot nozzle		PW1600	adopted
40mm wide shot nozzle		PW1600	1pc
Tubular nozzle		PW1600	2pc
Speed nozzle (round)		PW1600	adopted
Speed nozzle (triangle)		PW1600	adopted
Point nozzle		PW1600	adopted
Big wide nozzle		LST3400	adopted
U style nozzle		PW3400	adopted

Remark:Choose 1pc or 2pcs for heat gun ,or anyone(adopted)

六、 Notice

Warning



Unplug the tools before opening it.



Incorrect use of hot-air blowers can cause fire and explosion hazard,especially near combustibile materials and explosive gases.



Do not touch heater tube and nozzle when they are hot. They may cause burns. Do not point hot air flow in the direction of people or animals.



Caution:



The voltage rating stated on the tool must correspond to line/mains voltage.



For personal protecting on the building site, we strongly recommend the tool be



connected to a GFCI(Ground Fault Circuit Interrupter)or a RCCB (Residual Current Circuit Breaker).

The tool much be operated with supervision. Heat can reach combustible materials which are out of sight.



Protect tools from damp and wet.

七、 Service and repairs

- The motor switches off automatically when the brush reach their life time. Have the tool checked by your service center. The life of the brushes is about 800 hours(changeable).
- Repairs should be carried out by authorized Pengwang service centers only. They guarantee a specialized and reliable service.

八、 Maintenance and responsibilities

- We will offer maintenance of complete heat gun for free in 6 months since sales except heating elements, roller, nozzles spare parts.
- Keep rights for maintenance to any unoriginal products, do not change hot air tools shape.

Sorry for not special notice in advance if there would be changes on parameters.