



PUNCHING



DRILLING



LIFTING



CUTTING



DEBURRING



APPLICATIONS AND SOLUTIONS IN  
MAGNETICS AND LIFTING TECHNOLOGY



C-EN



# THE STORY BEHIND THE COVER

Three years ago we presented the world with a new and unique magnetic system, 'TML', for the first time ever at the Cologne Hardware Fair "Eisenwarenmesse".

The name 'TML' stands for the ability to generate an enormous holding force even on extremely thin-walled magnetic material. In spite of this excellent lifting capacity, its use of material is incredibly low, i.e. it minimizes dead weight: "Thin Material Lifting". Lifting magnets that are based upon this innovative system can be used with a material thickness as low as 2 mm (1/16").

The years from 2014 until today represent a story of success for us and all the users throughout the world who have already started to use the new TML system and have benefited from its countless advantages. This has led to the creation of an independent programme for 'Lifting-Positioning-Resolving problems', the diversity of which you can discover in this Catalogue Part C.

ALFRA is the worldwide license holder for the new, patented magnetic system.

In a short period of time, a number of products have been added to the TML Lifting Magnets line and are already facilitating the daily work of metal processing companies all over the globe. In particular, the Magnetic Clamps from our TMC series (Thin Material Clamping) are increasingly gaining in popularity among operators from a wide variety of industries.

Additional products are being developed.


At the same time, this new technology has also found its way into the more traditional machines that can be found within our range of products. Therefore you will also find TML magnets with permanent magnet technology used in our Metal Core Drilling Machines in Part B of our catalogue.

Nowadays, demands such as energy consciousness, risk reduction, and security optimisation are not only buzzwords but also virtues and essential requirements that we try to implement in our day-to-day work. The ALFRA Magnetic System supports you in better fulfilling these requirements.

We would also like to mention that we have manufactured tools 'Made in Germany' for more than 100 years. In our product line we seek to unite tradition with innovation.

We hope you will be pleased when using our products and we wish you a perfect working day!

Your Alfra GmbH





# ENERGY AWARENESS BY ALFRA



**Over the last 4 years we have reduced our CO<sub>2</sub> emissions by almost 400 tonnes!**  
**We have produced 600 megawatt-hours of power for our own use!**

Only if you manufacture in-house, can you control and shape the entire manufacturing process.

We have consistently implemented a resource-saving approach to our environment into daily practice in recent years and developed a heightened awareness of "what comes from where" and how to effectively make use of these valuable resources.

With the use of alternative energy, i.e. photovoltaics, we have achieved almost climate-neutral production process in recent years.

And lest we forget: we are, of course, certified according to ISO Standards since 1997!

This means that you can feel good about our tools – not just because they are so technically advanced and are so durable.

But also because the entire production cycle has been carefully designed to ensure that our tools won't leave any traces which could pollute the environment or leave problems for the generations that will follow us.

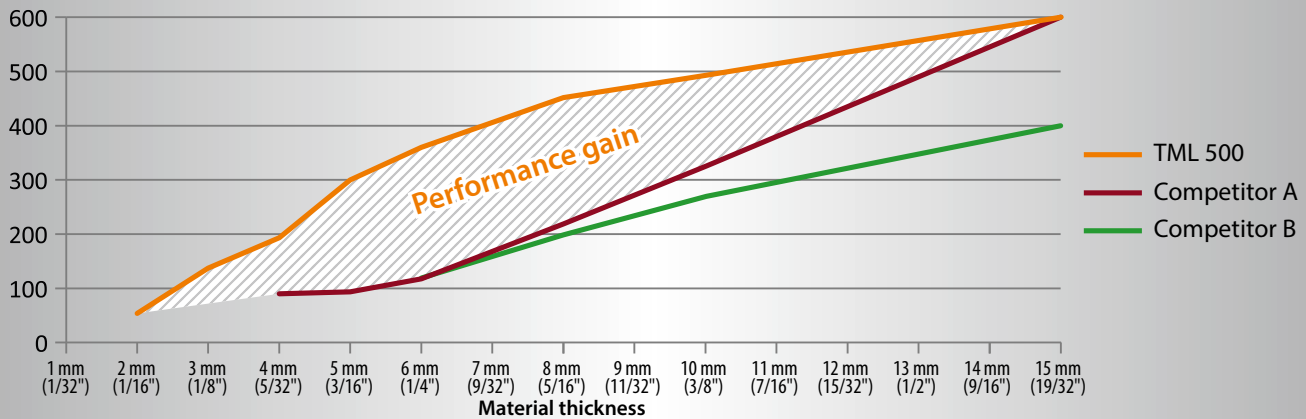


TÜVRheinland®  
**CERT**  
ISO 9001

# TML – THE BENEFITS AT A GLANCE

## In which way do ALFRA TML Magnets stand out from conventional magnets?

### Graph A – The TML provides more performance!



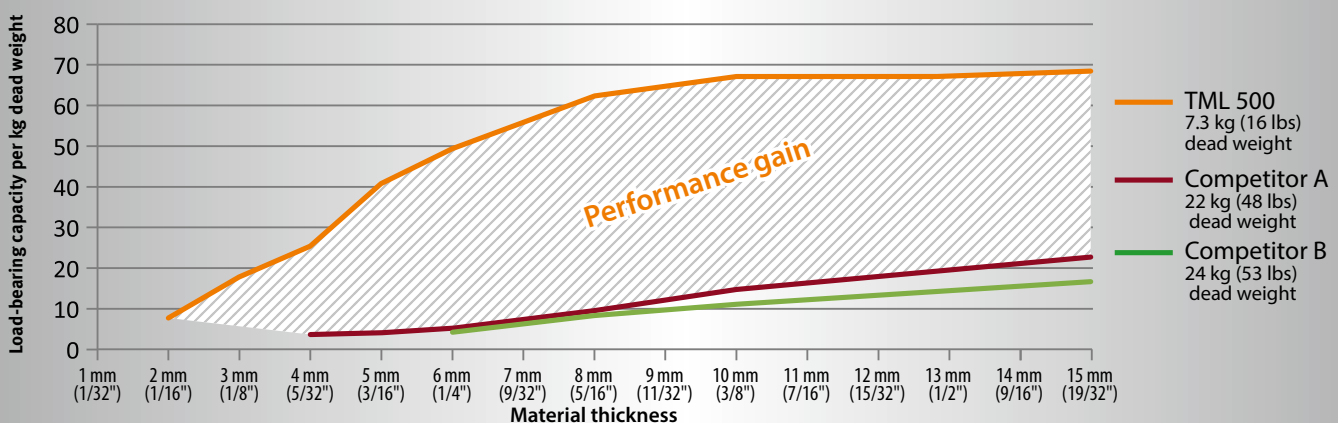
A comparison of the performance data of the TML 500 and two conventional magnets reveals how powerful the TML 500 is, especially when used on thin materials.

The hatched area shows the 'performance gain' of the TML and illustrates how big the performance difference is between TML and conventional magnets.

The measurements were taken on thin-walled steel S235 by means of a pull-off station certified by the TÜV (German Technical Inspection Association).

The result: Whereas competitors A and B are not able to generate a sufficient magnetic field on thin materials, the TML achieves a load-bearing capacity of 50 kg (110 lbs) on just 2 mm (1/16") and 195 kg (430 lbs) on 4 mm (5/32") material thickness – this is unique to ALFRA.

### Graph B – Less weight but more performance!



When taking the ratio of the magnets' load capacity in graph A and their dead weight into account, the hatched 'performance gain' shows the efficiency of TML magnets in contrast to their competitors.

Conventional lifting magnets exhibit lower performance due to their extremely high dead weight and their relatively low adhesive force. The TML, however, weighs just a fraction of the weight of competitors A and B while achieving a considerably higher load-bearing capacity.

**TML Lifting Magnets—the ideal tools to lift thin materials with thicknesses as low as 2 mm (1/16")!**



## FURTHER BENEFITS OF THE ALFRA MAGNETIC SYSTEM



**Hardened steel bottom plate with TiN-coating eliminating the need to regrind the magnet's bottom plate: reduced maintenance**



**Slight premagnetisation for the easy positioning of the magnet**



**One-handed activation possible**



**Magnets can be customized thanks to additional connection threads inside the housing**



**New design allowing for the use of the magnet even between the flanges of a steel beam**



**The magnetic field concentrates directly on the material and reduces scattering losses to a minimum**



**180° pivotable and 360° rotatable load swivel**



**Magnets allow welding at a distance of just 15 mm (9/16") from the magnet's external side**

**TML**  
US Patent No.  
8350663B1

ALFRA is the worldwide license holder for the new, patented magnetic system that allows you to drill, lift, position, transport...from a material thickness of just 2 mm (1/16")!



# ALFRA sets new standards in magnet technology!

Our Permanent Magnets are activated according to a patented principle, completely independent of the mains supply—providing 100 % safety and permanent stability!



# ALFRA MAGNET TECHNOLOGY



**LIFTING**



**CORE DRILLING**



**POSITIONING**



**RESOLVING PROBLEMS**







*“Looking for solutions to meet your needs or those of your customer? You will find them in our wide range of magnets. Our sales agents will be glad to help you!”*




**SHIPBUILDING—TURKU/FINLAND —  
ALEKSI**



**LIFTING—RECIFE/BRAZIL —  
PEDRO**




**PLASMA CUTTING—MANCHESTER/UK —  
STEVE**



**CONTAINER CONSTRUCTION—WROCŁAW/  
POLAND — MAREK**



# ALFRA MAGNETS IN ACTION



**METAL CONSTRUCTION—NUREMBERG/  
GERMANY – OLIVER**



**CUSTOM CONSTRUCTION—  
PRAGUE/CZECH REPUBLIC – PETR**



**HALL CONSTRUCTION—  
BLOOMFIELD/USA – RICARDO**



**MOULD CONSTRUCTION—  
SYDNEY/AUSTRALIA – ANDY**



**FRAME BUILDING—  
LINKÖPING/SWEDEN – ULF**

# MAGNETIC AND LIFTING TECHNOLOGY - OVERVIEW

## LOAD-LIFTING - FLAT STEEL

	 <b>50 KG (110 LBS)</b>		<b>100 KG (220 LBS)</b>		<b>250 KG (550 LBS)</b>		<b>500 KG (1,100 LBS)</b>		<b>1,000 KG (2,200 LBS)</b>	
										
										
<b>Page</b>	27		24		26		12 - 13		18	
<b>Prod.-No.</b>	41100.H		41100.L		41100.L.F		41250		41250.F	
<b>Max. load-bearing capacity</b>	50 kg (110 lbs)		100 kg (220 lbs)		100 kg (220 lbs)		250 kg (550 lbs)		250 kg (550 lbs)	
<b>Breakaway force</b>	300 kg (660 lbs) without adapter plate		300 kg (660 lbs)		300 kg (660 lbs)		750 kg (1,653 lbs)		750 kg (1,653 lbs)	
<b>Min. material thickness</b>	1 mm (1/32")		1 mm (1/32")		1 mm (1/32")		2 mm (1/16")		2 mm (1/16")	
<b>Dead weight</b>	1.6 kg (3.5 lbs)		1.7 kg (3.7 lbs)		1.6 kg (3.5 lbs)		3.5 kg (7.7 lbs)		3.5 kg (7.7 lbs)	
<b>Dimensions LxW</b>	126 x 80 mm (4-15/16" x 3-1/8")		82.5 x 80 mm (3-1/4" x 3-1/8")		82.5 x 80 mm (3-1/4" x 3-1/8")		191 x 71 mm (7-1/2" x 2-13/16")		191 x 71 mm (7-1/2" x 2-13/16")	
							265 x 118 mm (10-7/16" x 4-5/8")		265 x 118 mm (10-7/16" x 4-5/8")	
									403 x 103 mm (15-7/8" x 4-1/16")	
									403 x 103 mm (15-7/8" x 4-1/16")	








## LOAD-LIFTING - ROUND STEEL

	 <b>50 KG (110 LBS)</b>		<b>90 KG (200 LBS)</b>		<b>400 KG (880 LBS)</b>	
						
<b>Page</b>	28		25		29	
<b>Prod.-No.</b>	41100.H.R		41100.L.R		41400.R	
<b>Pipe diameter</b>	25 - 200 mm (1" - 7-7/8")		25 - 200 mm (1" - 7-7/8")		50 - 400 mm (2" - 15-3/4")	
<b>Max. load-bearing capacity</b>	50 kg* (110 lbs)*		90 kg* (200 lbs)*		400 kg* (880 lbs)*	
<b>Breakaway force</b>	300 kg (660 lbs) with adapter plate		270 kg (595 lbs) (on 6 mm; 1/4" steel S235)		> 1,200 kg (2,650 lbs) on 15 mm (9/16") S235	
<b>Min. material thickness</b>	1 mm (1/32")		1 mm (1/32")		2 mm (1/16")	
<b>Dead weight</b>	1.6 kg (3.5 lbs)		1.8 kg (4 lbs)		8.2 kg (18 lbs)	
<b>Dimensions LxW</b>	126 x 80 mm (4-15/16" x 3-1/8")		82.5 x 80 mm (3-1/4" x 3-1/8")		265 x 118 mm (10-7/16" x 4-5/8")	

\*Max. load-bearing capacity on round pipes: 20 - 50 % of flat material subject to pipe diameter and material thickness



## SPECIAL SOLUTIONS

	ANGLE FIXING		PLATES- LEVELING	POSITIONING/ INDIVIDUALIZATION			
	90° FIX	0° - 90°		FOR FLAT STEEL		FOR ROUND STEEL	
							
	<b>TMA 600 F XL</b>	<b>TMA 600</b>	<b>MAG-PRY® 300</b>	<b>TMC 300</b>	<b>TMC 600</b>	<b>TMC 300 R</b>	<b>TMC 600 R</b>
<b>Page</b>	30	31	34	20	22	21	23
<b>Prod.-No.</b>	41160.F.XL	41100.A	41100.pry	41100	41200	41100.R	41200.R
<b>Pipe diameter</b>	-	-	-	-	-	25 - 200 mm (1" x 7-7/8")	50 - 300 mm (2" - 11-13/16")
<b>Holding force</b>	2 x 300 kg (2 x 660 lbs)	2 x 300 kg (2 x 660 lbs)	Prying force: 200 kg (440 lbs) (on 3 mm steel S235)	300 kg (660 lbs)	600 kg (1,323 lbs)	300 kg (660 lbs)	600 kg (1,323 lbs)
<b>Breakaway force</b>	300 kg (660 lbs) each TMC 300 (on 6 mm; 1/4" steel S235)		300 kg (660 lbs) (on 6 mm; 1/4" steel S235)	300 kg (660 lbs) (on 6 mm; 1/4" steel S235)	600 kg (1,323 lbs) (on 6 mm; 1/4" steel S235)	300 kg (660 lbs) (on 6 mm; 1/4" steel S235)	600 kg (1,323 lbs) (on 6 mm; 1/4" steel S235)
<b>Min. material thickness</b>	1 mm (1/32")	1 mm (1/32")	1 mm (1/32")	1 mm (1/32")	1 mm (1/32")	1 mm (1/32")	1 mm (1/32")
<b>Dead weight</b>	4.7 kg (10.4 lbs)	2.7 kg (6 lbs)	2.27 kg (5 lbs)	1 kg (2.2 lbs)	2.6 kg (5.7 lbs)	1.1 kg (2.4 lbs)	2.7 kg (6 lbs)
<b>Dimensions LxW</b>	355 x 145 mm (14" x 5-11/16")	184 x 100 mm (7-1/4" x 3-15/16")	139 x 564 mm (Lever down) (5-1/2" x 23-1/16" Lever down)	82.5 x 80 mm (3-1/4" x 3-1/8")	108 x 105 mm (4-1/4" x 4-1/8")	82.5 x 80 mm (3-1/4" x 3-1/8")	108 x 105 mm (4-1/4" x 4-1/8")

## UNIVERSAL MAGNETIC DRILL STAND SP-V



UNIVERSAL MAGNETIC DRILL STAND SP-V

<b>Page</b>	32 - 33
<b>Prod.-No.</b>	18343
<b>Twist drill</b>	Ø depending on drilling machine
<b>Collar</b>	Euro standard Ø 43 mm
<b>Stroke</b>	105 mm (4-1/8")
<b>Height adjustment</b>	80 mm (3-1/8")
<b>Magnetic base</b>	72 x 190 mm (2-13/16" x 7-1/2")
<b>Dead weight</b>	6.8 kg (15 lbs)

## MAGNETIC SWarf REMOVER/ SWEEPER



MAGNETIC SWarf REMOVER/ SWEEPER

<b>Page</b>	35 - 37
-------------	---------

## ROUND SLING



ROUND SLING

<b>Page</b>	38
-------------	----



MAGNETIC  
SYSTEMS

PATENTED

US Patent No.  
8350663B1





# LIFTING MAGNET TML 250

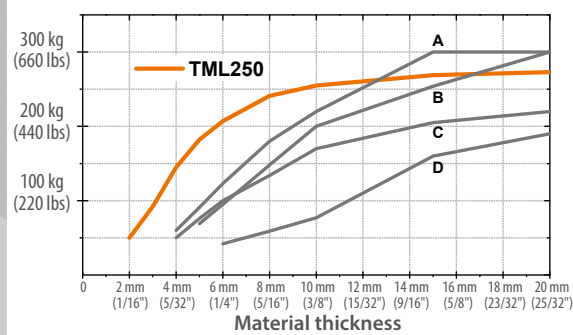
- ❶ Only 3.5 kg (7.7 lbs) dead weight
- ❷ Max. load-bearing capacity: 250 kg (550 lbs) (with 3:1 safety factor)
- ❸ 360° rotatable and 180° pivotable load swivel
- ❹ One-handed operation ('inside' steel beam possible)



- Up to 250 kg (550 lbs) load-bearing capacity from a material thickness of 10 mm (3/8") and 90 kg (195 lbs) from just 3 mm (1/8") material thickness on steel S235 plus 3:1 safety factor (i.e. the force that leads to the breakaway of the metal sheet must represent triple the maximum holding force)
- Outstanding performance on thin-walled materials
- Up to 70 % less dead weight with at least the same performance in contrast to conventional magnets
- Easy activation with minimal effort due to the ergonomic activation lever
- Innovative operational concept allowing for an enlarged operating range
- 360° rotatable and 180° pivotable load swivel
- Wear-resistant magnetic contact area made of hardened steel with TiN-coating preventing damages and guaranteeing a long lifetime

## Technical data TML 250:

- Dead weight: 3.5 kg (7.7 lbs)
- Breakaway force: 750 kg (1650 lbs)
- Max. load-bearing capacity: 250 kg (550 lbs) (with 3:1 safety factor)
- Length: 240 mm (9-7/16") (closed lever), width: 91 mm (3-9/16"), height: 191 mm (7-1/2") (opened lever)
- Magnetic contact area: length: 135 mm (5-5/16"), width: 65 mm (2-9/16")



## Competitors:

- A:** 300 kg (660 lbs) Permanent magnet; 9 kg (19.8 lbs) Dead weight
- B:** 300 kg (660 lbs) Permanent magnet; 11 kg (24.2 lbs) Dead weight
- C:** 250 kg (550 lbs) Permanent magnet; 10 kg (22 lbs) Dead weight
- D:** 250 kg (550 lbs) Permanent magnet; 10 kg (22 lbs) Dead weight



ALFRA TML 250

Prod.-No.

41250





# LIFTING MAGNET TML 500

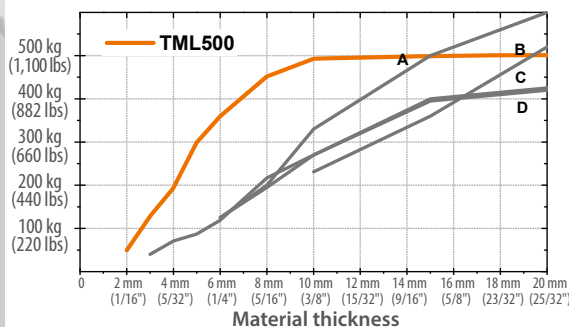
- ❶ Only 7.3 kg (16 lbs) dead weight
- ❷ Max. load-bearing capacity: 500 kg (1,100 lb) (with 3:1 safety factor)
- ❸ 360° rotatable and 180° pivotable load swivel
- ❹ One-handed operation ('inside' steel beam possible)



- Up to 490 kg (1100 lbs) load-bearing capacity from a material thickness of 10 mm (3/8") and 300 kg (660 lbs) from just 5 mm (3/16") material thickness on steel S235 plus 3:1 safety factor (i.e. the force which leads to the breakaway of the metal sheet must represent triple the maximum holding force)
- Outstanding performance on thin-walled materials (useable from as low as 2 mm; 1/16")
- Up to 70 % less dead weight with at least the same performance in contrast to conventional magnets
- Easy activation with minimal effort due to the ergonomic activation lever
- Innovative operational concept allowing for an enlarged operating range
- 360° rotatable and 180° pivotable load swivel
- Wear-resistant magnetic contact area made of hardened steel with TiN-coating preventing damages and guaranteeing a long lifetime

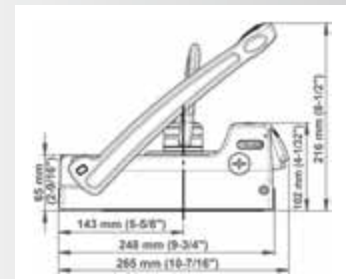
## Technical data TML 500:

- Dead weight: 7.3 kg (16 lbs)
- Breakaway force: 1,500 kg (3,300 lbs)
- Max. load-bearing capacity: 500 kg (1,100 lb) (with 3:1 safety factor)
- Max. load-bearing capacity during vertical lifts (90° inclination of the load): 150 kg (330 lbs) (from 15 mm; 9/16" on S235 with 3:1 safety factor)
- Length: 295 mm (11-5/8") (closed lever), width: 118 mm (4-5/8"), height: 216 mm (8-1/2") (opened lever)
- Magnetic contact area: length: 185 mm (7-1/4"), width: 88 mm (3-7/16")



## Competitors:

- A:** 600 kg (1,320 lbs) Permanent magnet;  
22 kg (48.5 lbs) Dead weight
- B:** 600 kg (1,320 lbs) Permanent magnet;  
24 kg (52.9 lbs) Dead weight
- C:** 500 kg (1,100 lbs) Permanent magnet;  
20 kg (44 lbs) Dead weight
- D:** 500 kg (1,100 lbs) Permanent magnet;  
8 kg (17.6 lbs) Dead weight



ALFRA TML 500

Prod.-No.

41500

# LIFTING MAGNET TML 1000

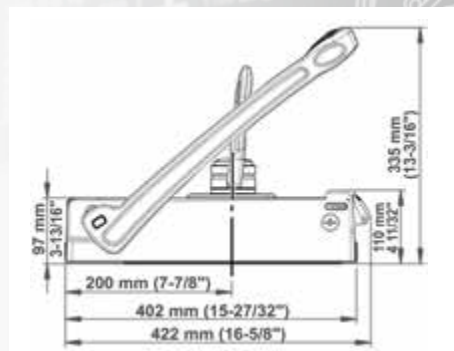
- ❶ Only 18.0 kg (40 lbs) dead weight
- ❷ Max. load-bearing capacity: 1.000 kg (2,200 lbs) (with 3:1 safety factor)
- ❸ 360° rotatable and 180° pivotable load swivel
- ❹ One-handed operation ('inside' steel beam possible)



- Up to 1,000 kg (2,200 lbs) load-bearing capacity from a material thickness of 10 mm (3/8") on steel S235 plus 3:1 safety factor (i.e. the force which leads to the breakaway of the metal sheet must represent triple the maximum holding force)
- Outstanding performance on thin-walled materials (useable from as low as 2 mm; 1/16")
- Up to 70 % less dead weight with at least the same performance in contrast to conventional magnets
- Easy activation with minimal effort due to the ergonomic activation lever
- Innovative operational concept allowing for an enlarged operating range
- 360° rotatable and 180° pivotable load swivel
- Wear-resistant magnetic contact area made of hardened steel with TiN-coating preventing damages and guaranteeing a long lifetime

## Technical data TML 1000:

- Dead weight: 18.0 kg (40 lbs)
- Breakaway force: 3,400 kg (7,500 lbs)
- Max. load-bearing capacity: 1,000 kg (2,200 lbs) (with 3:1 safety factor)
- Length: 470 mm (18-1/2") (closed lever), width: 195 mm (7-11/16"), height: 335 mm (13-3/16") (opened lever)
- Magnetic contact area: Length: 386 mm (15-3/16"), width: 94 mm (3-11/16")



**Prod.-No.**

**ALFRA TML 1000**

**41700**



# LIFTING MAGNET TML 1000 F - RIGID EYE BOLT

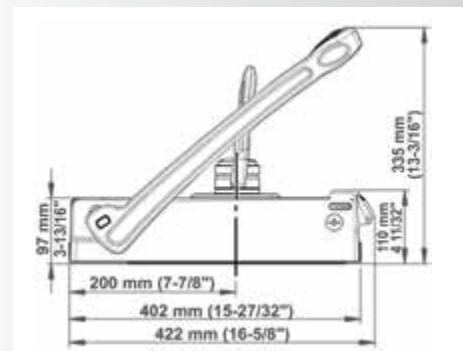
- ❶ Only 18.0 kg (40 lbs) dead weight
- ❷ Max. load-bearing capacity: 1,000 kg (2,200 lbs) (with 3:1 safety factor)
- ❸ One-handed operation ('inside' steel beam possible)
- ❹ Ideal for use in spreader bars due to its rigid eye bolt



- Up to 1,000 kg (2,200 lbs) load-bearing capacity from a material thickness of 10 mm; (3/8") on steel S235 plus 3:1 safety factor (i.e. the force which leads to the breakaway of the metal sheet must represent triple the maximum holding force)
- Outstanding performance on thin-walled materials (useable from as low as 2 mm ; 1/16")
- Up to 70 % less dead weight with at least the same performance in contrast to conventional magnets
- Easy activation with minimal effort due to the ergonomic activation lever
- Innovative operational concept allowing for an enlarged operating range
- Wear-resistant magnetic contact area made of hardened steel with TiN-coating preventing damages and guaranteeing a long lifetime

## Technical data TML 1000 F:

- Dead weight: 18.0 kg (40 lbs)
- Breakaway force: 3,400 kg (7,500 lbs)
- Max. load-bearing capacity: 1,000 kg (2,200 lbs) (with 3:1 safety factor)
- Length: 470 mm (18-1/2") (closed lever), width: 195 mm (7-11/16"), height: 335 mm (13-3/16") (opened lever)
- Magnetic contact area: Length: 386 mm (15-3/16"), width: 94 mm (3-11/16")



**Prod.-No.**

**ALFRA TML 1000 F**

**41700.F**

# LIFTING MAGNET TML 250 F - RIGID EYE BOLT

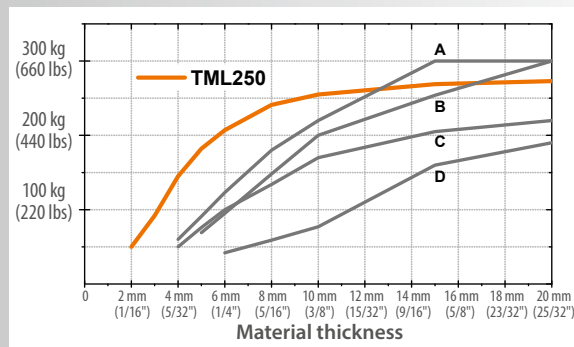
- 1 Only 3.5 kg (7.7 lbs) dead weight
- 2 Max. load-bearing capacity: 250 kg (550 lbs) (with 3:1 safety factor)
- 3 One-handed operation ('inside' steel beam possible)
- 4 Ideal for use in spreader bars due to its rigid eye bolt



- Up to 250 kg (550 lbs) load-bearing capacity from a material thickness of 10 mm (3/8") and 90 kg (195 lbs) from just 3 mm (1/8") material thickness on steel S235 plus 3:1 safety factor (i.e. the force that leads to the breakaway of the metal sheet must represent triple the maximum holding force)
- Outstanding performance on thin-walled materials
- Up to 70 % less dead weight with at least the same performance in contrast to conventional magnets
- Easy activation with minimal effort due to the ergonomic activation lever
- Innovative operational concept allowing for an enlarged operating range
- Wear-resistant magnetic contact area made of hardened steel with TiN-coating preventing damages and guaranteeing a long lifetime

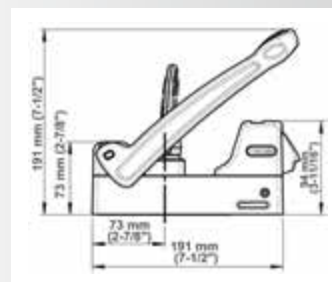
## Technical data TML 250 F:

- Dead weight: 3.5 kg (7.7 lbs)
- Breakaway force: 750 kg (1650 lbs)
- Max. load-bearing capacity: 250 kg (550 lbs) (with 3:1 safety factor)
- Length: 240 mm (9-7/16") (closed lever), width: 91 mm (3-9/16"), height: 191 mm (7-1/2") (opened lever)
- Magnetic contact area: length: 135 mm (5-5/16"), width: 65 mm (2-9/16")



## Competitors:

- A: 300 kg (660 lbs) Permanent magnet; 9 kg (19.8 lbs) Dead weight
- B: 300 kg (660 lbs) Permanent magnet; 11 kg (24.2 lbs) Dead weight
- C: 250 kg (550 lbs) Permanent magnet; 10 kg (22 lbs) Dead weight
- D: 250 kg (550 lbs) Permanent magnet; 10 kg (22 lbs) Dead weight



Prod.-No.

ALFRA TML 250 F

41250.F



# LIFTING MAGNET TML 500 F - RIGID EYE BOLT

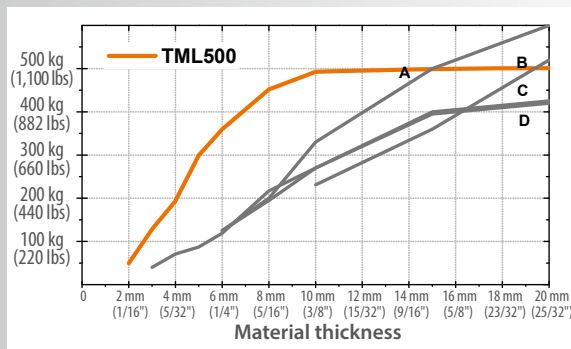
- 1 Only 7.3 kg dead weight
- 2 Max. load-bearing capacity: 500 kg (with 3:1 safety factor)
- 3 One-handed operation ('inside' steel beam possible)
- 4 Ideal for use in spreader bars due to its rigid eye bolt



- Up to 490 kg (1,100 lbs) load-bearing capacity from a material thickness of 10 mm (3/8") and 300 kg (660 lbs) from just 5 mm (3/16") material thickness on steel S235 plus 3:1 safety factor (i.e. the force which leads to the breakaway of the metal sheet must represent triple the maximum holding force)
- Outstanding performance on thin-walled materials (useable from as low as 2 mm; 1/16")
- Up to 70 % less dead weight with at least the same performance in contrast to conventional magnets
- Easy activation with minimal effort due to the ergonomic activation lever
- Innovative operational concept allowing for an enlarged operating range
- Wear-resistant magnetic contact area made of hardened steel with TiN-coating preventing damages and guaranteeing a long lifetime

## Technical data TML 500 F:

- Dead weight: 7.3 kg (16 lbs)
- Breakaway force: 1500 kg (3,300 lbs)
- Max. load-bearing capacity: 500 kg (with 3:1 safety factor)
- Max. load-bearing capacity during vertical lifts (90° inclination of the load): 150 kg (330 lbs) (from 15 mm; 9/16" on S235 with 3:1 safety factor)
- Length: 295 mm (11-5/8") (closed lever), width: 118 mm (4-5/8"), height: 216 mm (8-1/2") (opened lever)
- Magnetic contact area: length: 185 mm (7-1/4"), width: 88 mm (3-7/16")



## Competitors:

- A:** 600 kg (1,320 lbs) Permanent magnet; 22 kg (48.5 lbs) Dead weight
- B:** 600 kg (1,320 lbs) Permanent magnet; 24 kg (52.9 lbs) Dead weight
- C:** 500 kg (1,100 lbs) Permanent magnet; 20 kg (44 lbs) Dead weight
- D:** 500 kg (1,100 lbs) Permanent magnet; 8 kg (17.6 lbs) Dead weight



ALFRA TML 500 F

Prod.-No.

41500.F

# MAGNETIC CLAMP TMC 300

## ONE MAGNET-ENDLESS POSSIBILITIES

THE TMC 300 IS CONFIGURABLE IN MANY DIFFERENT WAYS TO SUIT YOUR APPLICATION. CONNECTION THREADS ON THE TOP AND THE EXTERNAL SIDES PROVIDE MAXIMUM VERSATILITY.

- 1 Only 1 kg (2.2 lbs) dead weight
- 2 Up to 300 kg (660 lbs) load-bearing capacity (vertically)
- 3 Easy one-handed operation



- Excellent holding force up to 300 kg (660 lbs) – even on a steel plate with 6 mm (1/4") thickness only
- User-friendly one-handed operation thanks to ergonomic activation lever
- Connection threads (M5 and M6) on the top and the sides of the TMC 300 allow for the easy attachment of handling accessories such as cutting guides, angle side plates, handles, and much more
- Ideal tool to ease your work, e.g. during levelling of plates, platform construction, fixation, or any kind of clamping technique!
- The specially aligned magnetic field (patented) makes welding at a distance of 15 mm (9/16") from the magnet's external side possible
- Wear-resistant magnetic contact area made of hardened steel with TiN-coating preventing damages and guaranteeing a long lifetime
- Unbelievable shear force for better hold, especially during vertical applications

#### Technical data TMC 300:

- Dead weight: 1 kg (2.2 lbs)
- Breakaway force: 300 kg (660 lbs) (on 6 mm; 1/4" steel S235)
- Length: 82.5 mm (3-1/4"); width: 80 mm (3-1/8"); height: 32.5 mm (1-1/4")



Prod.-No.

ALFRA TMC 300

41100



# MAGNETIC CLAMP TMC 300 R

**R** With prism for pipes and curved surfaces  
Lifts pipes from 25 mm (1") to 200 mm (7-7/8") in diameter

- 1** Only 1.1 kg (2.4 lbs) dead weight
- 2** Max. Breakaway force: 300 kg (660 lbs) (with 3:1 safety factor)
- 3** Easy one-handed operation



US Patent No. 8350663B1

- Excellent holding force on pipes from 25 mm (1") to 200 mm (7-7/8") in diameter
- Outstanding performance on thin-walled materials (operable from just 1 mm; 1/32")
- Wear-resistant magnetic contact area made of hardened steel with TiN-coating preventing damages and guaranteeing a long lifetime

#### Technical data TMC 300 R:

- Dead weight: 1.1 kg (2.4 lbs)
- Breakaway force: 300 kg (660 lbs) (on 6 mm; 1/4" steel S235)
- Max. load-bearing capacity with round pipes: 20 - 50 % of the load-bearing capacity on flat material (see TMC 300), depending on pipe diameter and material thickness
- Length: 82.5 mm (3-1/4"); width: 80 mm (3-1/8"); height: 32.5 mm (1-1/4")

ALFRA TMC 300 R

Prod.-No.


41100.R

# MAGNETIC CLAMP TMC 600

## ONE MAGNET-ENDLESS POSSIBILITIES

THE TMC 600 IS CONFIGURABLE IN MANY DIFFERENT WAYS TO SUIT YOUR APPLICATION. CONNECTION THREADS ON THE TOP AND THE EXTERNAL SIDES PROVIDE MAXIMUM VERSATILITY.

- 1 Only 2.6 kg (5.7 lbs) dead weight
- 2 Up to 600 kg (1,323 lbs) load-bearing capacity (vertically)
- 3 Easy one-handed operation



- Excellent holding force up to 600 kg (1,323 lbs) – even on a steel plate with 6 mm (1/4") thickness only
- User-friendly one-handed operation thanks to ergonomic activation lever
- Connection threads (M5 and M6) on the top and the sides of the TMC 600 allow for the easy attachment of handling accessories such as cutting guides, angle side plates, handles, and much more
- Ideal tool to ease your work, e.g. during levelling of plates, platform construction, fixation, or any kind of clamping technique!
- The specially aligned magnetic field (patented) makes welding at a distance of 15 mm (9/16") from the magnet's external side possible
- Wear-resistant magnetic contact area made of hardened steel with TiN-coating preventing damages and guaranteeing a long lifetime
- Unbelievable shear force for better hold, especially during vertical applications

#### Technical data TMC 600:

- Dead weight: 2.6 kg (5.7 lbs)
- Breakaway force: 600 kg (1,323 lbs) (on 6 mm; 1/4" steel S235)
- Length: 108 mm (4-1/4"); width: 105 mm (4-1/8"); height: 44 mm (1-3/4")

Prod.-No.

ALFRA TMC 600

41200



# MAGNETIC CLAMP 600 R

**R** With prism for pipes and curved surfaces  
Lifts pipes from 50 mm (2") to 300 mm (11-13/16") in diameter

- 1** Only 2.7 kg (6 lbs) dead weight
- 2** Max. Breakaway force: 600 kg (1,323 lbs) (with 3:1 safety factor)
- 3** Easy one-handed operation



- Excellent holding force on pipes from 50 mm (2") to 300 mm (11-13/16") in diameter
- Outstanding performance on thin-walled materials (operable from just 1 mm; 1/32")
- Wear-resistant magnetic contact area made of hardened steel with TiN-coating preventing damages and guaranteeing a long lifetime

#### Technical data TMC 600 R:

- Dead weight: 2.7 kg (6 lbs)
- Breakaway force: 600 kg (1,323 lbs) (on 6 mm; 1/4" steel S 235)
- Max. load-bearing capacity with round pipes: 20 - 50 % of the load-bearing capacity on flat material (see TMC 600), depending on pipe diameter and material thickness
- Length: 108 mm (4-1/4"); width: 105 mm (4-1/8"); height: 46 mm (1-13/16")

ALFRA TML 600 R

Prod.-No.

41200.R

# LIFTING MAGNET TML 100

- ❶ Only 1.7 kg (3.7 lbs) dead weight
- ❷ Max. load-bearing capacity: 100 kg (220 lbs) (with 3:1 safety factor)
- ❸ 360° rotatable and 180° pivotable load swivel
- ❹ Easy one-handed operation



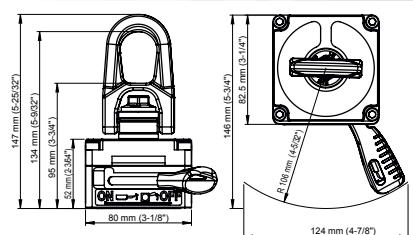
US Patent No. 8350663B1



- Max. load-bearing capacity of 50 kg (110 lbs) with 3 mm (1/8") (material thickness and 100 kg load-bearing capacity from just 6 mm (plus triple safety factor)
- Outstanding performance on thin-walled materials (operable from just 1 mm; 1/32")
- 360° rotatable and 180° pivotable load swivel—even under full load
- Wear-resistant magnetic contact area made of hardened steel with TiN-coating preventing damages and guaranteeing a long lifetime

## Technical data TML 100:

- Dead weight: 1.7 kg (3.7 lbs)
- Breakaway force: 300 kg (660 lbs) (on 6 mm; 1/4" steel S235)
- Max. load-bearing capacity during vertical lifts (90° inclination of the load): 30 kg (66 lbs) (from 6 mm; 1/4" S235 with 3:1 safety factor)
- Length: 82.5 mm (3-1/4"); width: 80 mm (3-1/8"); height (load swivel in horizontal position): 85 mm (3-3/8"), height (load swivel in vertical position): 147 mm (5-13/16")



**Prod.-No.**

ALFRA TML 100

41100.L



# LIFTING MAGNET TML 90 R

**R** With prism for pipes and curved surfaces  
Lifts pipes 25 mm (1") to 200 mm (7-7/8") in diameter

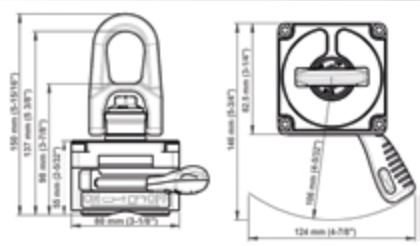
- 1** Only 1.8 kg (4 lbs) dead weight
- 2** Max. load-bearing capacity: 90 kg (200 lbs) (with 3:1 safety factor)
- 3** 360° rotatable and 180° pivotable load swivel
- 4** Easy one-handed operation



- Lifts pipes from 25 mm (1") to 200 mm (7-7/8") in diameter
- Outstanding performance on thin-walled materials (operable from just 1 mm; 1/32")
- 360° rotatable and 180° pivotable load swivel—even under full load
- Wear-resistant magnetic contact area made of hardened steel with TiN-coating preventing damages and guaranteeing a long lifetime

## Technical data TML 90 R:

- Dead weight: 1.8 kg (4 lbs)
- Breakaway force: 270 kg (595 lbs) (on 6 mm; 1/4" steel S 235)
- Max. load-bearing capacity with round pipes: 20 - 50 % of the load-bearing capacity on flat material (see TML 100), depending on pipe diameter and material thickness
- Length: 82.5 mm (3-1/4"); width: 80 mm (3-1/8"); height (load swivel in horizontal position): 88 mm (3-7/16") height (load swivel in vertical position): 150 mm (5-15/16")



**Prod.-No.**

**ALFRA TML 90 R**

**41100.L.R**

# LIFTING MAGNET TML 100 F

- ❶ Only 1.6 kg (3.5 lbs) dead weight
- ❷ Max. load-bearing capacity: 100 kg (220 lbs) (with 3:1 safety factor)
- ❸ Easy one-handed operation
- ❹ Ideal for use in spreader bars due to its rigid eye bolt



- Max. load-bearing capacity of 50 kg (110 lbs) with 3 mm (1/8") (material thickness and 100 kg load-bearing capacity from just 6 mm (plus triple safety factor)
- Outstanding performance on thin-walled materials (operable from just 1 mm; 1/32")
- Wear-resistant magnetic contact area made of hardened steel with TiN-coating preventing damages and guaranteeing a long lifetime

#### Technical data TML 100 F:

- Dead weight: 1.6 kg (3.5 lbs)
- Breakaway force: 300 kg (660 lbs) (on 6 mm; 1/4" steel S235)
- Max. load-bearing capacity: 100 kg (220 lbs) (with 3:1 safety factor)
- Length: 82.5 mm (3-1/4"); width: 80 mm (3-1/8"); height: 118 mm (4-5/8")

**Prod.-No.**

**ALFRA TML 100 F**

**41100.L.F**



# MANUAL LIFTING MAGNET TMH 50

- 1 Only 1.6 kg (3.5 lbs) dead weight
- 2 Large, stable handle



- Up to 50 kg (110 lbs) load-bearing capacity on a steel sheet S235 with a thickness of just 3 mm (1/8")
- Protects hands and fingers from hot and sharp-edged steel
- A must have for everyone who needs to move welding parts from one place to another (max. temperature: 60°C; 140°F)
- Wear-resistant magnetic contact area made of hardened steel with TiN-coating preventing damages and guaranteeing a long lifetime

#### Technical data TMH 50:

- Dead weight: 1.6 kg (3.5 lbs)
- Max. load-bearing capacity on flat material: 50 kg (110 lbs) (on 3 mm; 1/8" steel S235)
- Max. load-bearing capacity during vertical lifts: 35 kg (77 lbs) (on 3 mm; 1/8" steel S235)
- Length: 126 mm (4-15/16"); width: 80 mm (3-1/8"); height: 100 mm (3-15/16") (incl. lever: length 190 mm; 7-1/2", width 124 mm; 4-7/8")



ALFRA TMH 50

Prod.-No.

41100.H

# MANUAL LIFTING MAGNET TMH 50 R

**1** Only 1.6 kg (3.5 lbs) dead weight

**2** Large, stable handle

**R** With prism for pipes and curved surfaces  
Lifts pipes from 25 mm (1") to 200 mm (7-7/8") in diameter



- Lifts pipes from 25 mm (1") to 200 mm (7-7/8") in diameter
- Protects hands and fingers from hot and sharp-edged steel
- A must have for everyone who needs to move welding parts from one place to another (max. temperature: 60°C; 140°F)
- Wear-resistant magnetic contact area made of hardened steel with TiN-coating preventing damages and guaranteeing a long lifetime

## Technical data TMH 50 R:

- Dead weight: 1.6 kg (3.5 lbs)
- Max. load-bearing capacity on round pipes: 20 - 50 % of flat material (see TMH 50), subject to pipe diameter and material thickness
- Length: 126 mm (4-15/16"); width: 80 mm (3-1/8"); height: 100 mm (3-15/16") (incl. lever: length 190 mm; 7-1/2", width 124 mm; 4-7/8")



**Prod.-No.**

ALFRA TMH 50 R

41100.H.R



# LIFTING MAGNET TML 400 R

**R** With prism for pipes and curved surfaces  
Lifts pipes from 50 mm (2") to 400 mm (15-3/4") in diameter

- 1** Only 8.2 kg (18 lbs) dead weight
- 2** Max. load-bearing capacity: 400 kg (880 lbs) (with 3:1 safety factor)
- 3** 360° rotatable and 180° pivotable load swivel
- 4** Easy one-handed operation



- Lifts pipes from 50 mm (2") to 400 mm (15-3/4") in diameter
- Outstanding performance on thin-walled materials (operable from just 2 mm; 1/16")
- 360° rotatable and 180° pivotable load swivel—even under full load
- Wear-resistant magnetic contact area made of hardened steel with TiN-coating preventing damages and guaranteeing a long lifetime

#### Technical data TML 400 R:

- Dead weight: 8.2 kg (18 lbs)
- Breakaway force: 400 kg (880 lbs) (on 6 mm; 1/4" steel S 235)
- Max. load-bearing capacity with round pipes: 20 - 50 % of the load-bearing capacity on flat material (see TML 500), depending on pipe diameter and material thickness
- Length: 295 mm (11-5/8") (closed lever); width: 118 mm (4-5/8"); height: 216 mm (8-1/2") (open lever)

ALFRA TML 400 R


Prod.-No.

41400.R

# FIXED WELDING ANGLE TMA 600 FXL

High performance, lightweight—the TMA 600 represents the ideal Positioning Magnet for an optimum 90° alignment of components in steel and metal construction!

- ❶ Only 4.7 kg (10.4 lbs) dead weight
- ❷ Foldaway lateral stops for optimum, linear alignment
- ❸ Including two TMC 300 Magnetic Clamps providing a max. load capacity up to 2 x 300 kg (660 lbs), operable from just 1 mm (1/32")
- ❹ Large, sturdy handle



- Extremely warp-resistant, light frame made of high-quality aluminium
- Optimal positioning and safe handling due to extra large, ergonomic, and slip-proof handle
- Additional support along the magnetic area for more precision, even when working with long, heavy workpieces
- A lot of space for safe and comfortable fillet welding
- Four adjustable lateral stops allowing for the alignment of even long work pieces in a way that is linearly and dimensionally stable

- Wear-resistant magnetic contact area made of hardened steel with TiN-coating preventing damages and guaranteeing a long lifetime

#### Technical data TMA 600 FXL:

- Dead weight: 4.7 kg (10.4 lbs)
- Width: max. 145 mm (5-11/16") (without stop: 103 mm; 4-1/16")
- Height: 355 mm (14")
- Length: 355 mm (14")

ALFRA – TMA 600 FXL

Prod.-No.

41160.FXL



# ADJUSTABLE WELDING ANGLE TMA 600

- ❶ Only 2.7 kg (6 lbs) dead weight
- ❷ Infinitely adjustable from 0° to 90°
- ❸ Including two TMC 300 Magnetic Clamps providing a max. holding force of up to 2 x 300 kg (660 lbs) (perpendicular to the magnetic contact area)



US Patent No. 8350663B1



- Highly adjustable angle side plates with a range from 0° to 90° for holding and welding workpieces
- Quick clamping levers for easy fixation/adjusting
- A must have for everyone who needs to weld heavy workpieces together at different angles
- Lightweight, easy and trouble-free handling
- Wear-resistant magnetic contact area made of hardened steel with TiN-coating preventing damages and guaranteeing a long lifetime

## Technical data TMA 600:

- Breakaway force: 300 kg (660 lbs) per TMC 300 (on 6 mm; 1/4" steel S235)
- Shear force: up to 100 kg (220 lbs)
- Dead weight: 2.7 kg (6 lbs)
- Length: 162 mm (6-3/8"); width: 124 mm (4-7/8"); height: 223 mm (8-3/4")



ALFRA TMA 600

Prod.-No.

41100.A



*"Compact, lightweight and always 100 % adhesive reliability - even on thin sheet metals. The new SP-V is a must on every construction site!"*



Min. material thickness:  
only 2 mm (1/16")





# UNIVERSAL MAGNETIC DRILL STAND SP-V

Variable clamps allow for the use of different drilling machines. This drill stand features a so-called Euro Collet Clamp and a permanent magnet allowing for the wireless use of battery-powered drilling machines and providing a nearly infinite operation range—from just 2 mm (1/16") material thickness.



SP-V	
Twist drill	Ø depending on drilling machine
Stroke	105 mm (4-1/8")
Height adjustment	80 mm (3-1/8")
Magnetic holding force	17,000 N (3,822 lbs)
Tool-Force (10 mm; 3/8")	2,800 N (630 lbs)
Tool-Force (6 mm; 1/4" S235)	2,300 N (520 lbs)
Magnetic base	72 mm x 190 mm (2-13/16" x 7-1/2")
Dead weight	6.8 kg (15 lbs)
Magnet	
TiN-coating	✓
Performance and weight optimisation	✓
Made in Germany	
✓	

Useable from just 2 mm due to permanent magnet



ALFRA Universal Magnetic Drill Stand SP-V

Prod.-No.  
18343

# POSITIONING MAGNET MAG-PRY® 300

The Mag-Pry® 300 is an indispensable assistant for aligning steel plates or sheet metal covering which need to be welded together at the same level.

The perfect tool for professionals in container, mould and plate construction and in shipyards.

- ❶ Only 2.27 kg (5 lbs) dead weight
- ❷ Long, stable lever arm
- ❸ Solid support for perfect pressing
- ❹ 300 kg (660 lbs) holding force



#### Technical data MagPry® 300:

- Prying force: 200 kg (440 lbs) (on 3 mm; 1/8" steel S235)
- Height (vertical): 505 mm (19-7/8")
- Height (horizontal): 564 mm (22-3/16")
- Width (outside edge lever arm to bottom edge support): 79 mm (3-1/8")
- Width: 139 mm (7-19/32")
- Depth: 80 mm (3-5/32")
- Dead weight: 2.27 kg (5 lbs)

**Prod.-No.**

ALFRA Mag-Pry®

41100.pry



# MAGNETIC SWEEPER

- ① Adjustable telescopic handle
- ② Max. capacity: 9 kg (20 lbs)



- For quick and easy cleaning of floors in different working areas
- Pull capacity up to 9 kg (20 lbs)
- Easy removal of the collected metal parts thanks to easy release mechanism on the handle
- Sweeping width: 400 mm (16")
- Telescopic handle adjustable from 750 mm (29-1/2") to 1050 mm (41-5/16")



ALFRA Magnetic Sweeper

**Prod.-No.**  
**18655**

# MAGNETIC SWEEPER - HEAVY-DUTY

- ① Adjustable telescopic handle
- ② Up to 14 kg (31 lbs) load capacity



- For practical cleaning of floors in various work areas
- Load capacity up to 14 kg (31 lbs)
- Easy removal of picked up metal parts by simple release mechanism on a rod
- Sweeping width 450 mm (17-3/4")
- 800 mm (31-1/2")- 1100 mm (43-5/16") adjustable telescopic handle



**Prod.-No.**


**ALFRA Magnetic Sweeper - Heavy-Duty**

**18656**



# MAGNETIC SWARF REMOVER

- ① Telescopic handle for the release and removal of debris
- ② Sturdy rubber handle
- ③ Strapper and protection from injury



- Move a magnet inside a stainless round bar up and down and the highly adhesive magnet attracts metal swarf. Then pull the button—swarf fall down
- More cleanness on the workplace
- Magnetic Swarf Remover, length: 400 mm (16")



ALFRA – Magnetic Swarf Remover

Prod.-No.  
18654

# ALFRA – ROUND SLING

## Textile sling for lifting and moving loads

Round slings comply with Euro standard 1492-2 and are made of tear-resistant polyester (PES)-a high-tensile multifilament yarn

Suitable for loads up to 1,000 kg (2,200 lbs)




- 100 % polyester
- Complies with EN 1492-2
- Safety factor 7:1
- GS symbol
- Processed with great care
- Reliable and resistant to abrasion
- Excellent gliding properties in the noose

ROUND SLING			
Prod.-No.	load capacity	Length	Effective length
189414110	1,000 kg (2,200 lbs)	1.0 m (39-3/8")	0.5 m (19-11/16")
189414154	1,000 kg (2,200 lbs)	2.0 m (78-3/4")	1.0 m (39-3/8")



# SERVICE AND INSPECTIONS CARRIED OUT BY THE MANUFACTURER IN ACCORDANCE WITH LEGAL REQUIREMENTS



## TÜV-CERTIFIED TESTING STATION IN OUR PRODUCTION SITE IN BERLIN

**PRODUCT CONTROL CARD**

Produkt (product)	TML500
Artikelnummer (product number)	41500
Seriennummer (serial number)	140258

Sichtprüfung ins. Aufzieher  
(visual check incl. stoker)

Lastverbel mit 50 Nm  
(axial lock with 50 Nm)

Belastungstest 60s bei 1000 kg  
(load test 60s at 1000 kg/2200 lb)

Max. Abbriskraft > 1500 kg  
(Max. Breakaway force > 1500 kg/3300 lb)

Test 2-Punkt Destruktion  
(test 2 point destruction)

Sichtprüfung Magnetunterplatte  
(visual check magnet bottom plate)

Name  
(name)

Prüfdatum  
(test date)



Despite utmost care and periodic maintenance, magnets are subject to permanent wear and tear and require regular inspections.

Our engineers will evaluate your magnet with the highest possible professional expertise and repair it if necessary.

Our sales agents will be pleased to make an appointment for you. You may also send us an email:

**TML-Test@alfra.de**

According to the German Trade Association Regulation 500, lifting accessories must be inspected once a year by a competent person (see BGR 500, chapter 2.8 "Operation of Lifting Accessories used with Lifting Machinery"). We will be glad to assume the annual inspection for you first-hand and guarantee that it will be performed quickly, cost-effectively and in accordance with legal requirements.

# INTERESTING FACTS ABOUT TML/TMC MAGNETS

## FREQUENTLY ASKED QUESTIONS

### 1. What is the highlight of the new magnets?

Whether it is a Lifting Magnet, Positioning Magnet or a Welding Angle—magnets made by ALFRA are distinguishable due to their innovative design and provide outstanding performance and infinite new application possibilities. The patented magnetic system eliminates scattering losses and the magnet generates an extremely compact magnetic field.

A particular highlight is that the magnets are lightweight: A TML or TMC magnet easily and effortlessly achieves a lifting force that conventional lifting magnets can only reach with three times (if at all) the amount of dead weight. Another reason to choose an ALFRA Lifting Magnet is that TML and TMC magnets attain an excellent performance even on thin material—with a minimum thickness of only 1 mm!

### 2. How do I know how much the magnets can lift?

An illustrative graph can be found on the magnet's label indicating its load-bearing capacity, dependent upon the material's thickness. For detailed information on the load-bearing capacity of TML magnets and the factors that influence it, please refer to the operating instructions of your Lifting Magnet.

The TML 250 can for example safely lift 50 kg (195 lbs) of steel at a thickness of 2 mm (1/16") and 240 kg (530 lbs) of steel at a thickness of 8 mm (5/16"). A safety factor of 3:1 is always included. That means that, in fact, the magnet could lift 150 kg (330 lbs) of steel at a thickness of 2 mm (1/16") and 720 kg (1,590 lbs) of steel at a thickness of 8 mm (5/16") before it breaks away.

The 3:1 safety factor is required by law. Be sure to work within the safety measures of the lifting scale and observe the performance data and safety instructions of the operating manual.

### 3. What do the terms *residual magnetism* and *pretension* mean?

These terms describe a reduced magnetic field that the magnet generates even when it is not activated. This pretension allows the customer to attach the magnet onto a vertical surface or even over his head and align the magnet without it falling off. Thus, he can move the magnet to the perfect position for an optimum lifting process before pushing the activation lever down.

### 4. What is an *air gap*?

The small distance that may form between the magnetic contact area and the surface of the work-piece is referred to as an air gap. It may for instance occur due to a deformation of the material during the lifting process. An air gap that is too big will result in the breakaway of the magnet from the material surface. Therefore the entire magnetic contact area should rest on a plane surface of the material being lifted.

### 5. What is the advantage of the tight-fitting activation lever of the TML 250 and the TML 500?

The activation lever of conventional magnets protrudes at an angle of 90 degrees and sticks out to the side of the magnet—in most cases by several centimeters/inches. For this reason, the magnet can only be attached to areas that are wide enough for the protruding lever.

Due to its special design, the stable activation lever of the ALFRA TML magnets, TML 250 and TML 500, rests closely against the magnet housing. As the lever of the TML magnet is parallel to the base body of the magnet, it allows for the easy and effortless attachment of the magnet to narrow areas e.g. between I-beams.

### 6. Why is the bottom plate of ALFRA magnets hardened and coated?

The magnetic contact area is located on the underside of the magnet. The installed permanent magnets generate an extremely powerful magnetic field to ensure an optimum magnetic adhesion. High-quality, specially hardened steel with approx. 450 HV 30 (approx. 1400N/mm<sup>2</sup>) prevents damage to the magnetic contact area and protects it from wear and tear. A TiN-coating by means of 2500 HV 0.05 additionally increases the durability of the magnetic contact area. For this reason, ALFRA magnets provide a long service life. However, this is not the only benefit. In contrast to conventional magnets, the bottom plate of the TML and TMC magnets no longer needs to be regrinded.

### 7. What is a magnetic *shearing stroke*?

The term shearing stroke describes the vertical lifting of a work piece. The most common kind of shearing stroke is the sidelong vertical lifting of steel sheets or thin steel beams from a stack. Due to this, the Lifting Magnet is able to vertically lift the work piece up to 90°. In contrast to conventional magnets, the TML Lifting Magnet even allows for the lifting of a 4 mm (5/32") thick single steel sheet from a stack. This means that the magnet's attractive force will not be exerted onto the subjacent work piece. With an ALFRA TML magnet, the so-called 'sticking together' of two work pieces now belongs in the past.

### 8. Can rust or paint reduce the magnet's load capacity?

Magnetic Clamps and Lifting Magnets also achieve an excellent adhesive force even on rusty, lacquered or powder-coated surfaces. For detailed information on the performance of your TMC or TML magnet please refer to the operating instructions.

### 9. What is the impact of extreme temperature on TML/TMC magnets?

Even high temperatures of up to 60°C (140°F) have no impact on the performance of our TML and TMC magnets. At temperatures above 60°C (140°F) or in the



# INTERESTING FACTS ABOUT TML/TMC MAGNETS

## FREQUENTLY ASKED QUESTIONS

event of heat generation near the magnet (e.g. during welding), the integrated high performance permanent magnets may be damaged. For this reason the magnet should be removed from the heat source as quickly as possible. Low temperatures do not decrease the performance of your magnet either since the magnetic molecules align simultaneously in one direction (and thus maintain the magnetic field). Although the magnet slowly loses its lifting power at  $-150^{\circ}\text{C}$  ( $-238^{\circ}\text{F}$ ), the use of TML/TMC magnets at low temperatures must be restricted due to certain components: Components made of aluminum or plastic for example become brittle and may break at a temperature below  $-30^{\circ}\text{C}$  ( $-22^{\circ}\text{F}$ ). The grease does not endure very low temperatures and may become hard. To ensure a long service life and the safety function of your ALFRA magnet, TMC magnets may only be used up to  $-30^{\circ}\text{C}$  ( $-22^{\circ}\text{F}$ ) maximum and TML magnets up to  $10^{\circ}\text{C}$  ( $50^{\circ}\text{F}$ ) maximum.

### **10. Why do TML and TMC magnets have different operating temperatures?**

The Lifting Magnets TML 250 and TML 500 are equipped with a special safety tab whose proper function may be limited at very low temperatures. The TML 500 is additionally equipped with a special feature—a hydraulic damper. Thanks to the integrated variable damper the user can adjust the recoil energy according to the desired requirements. As the oil inside the damper loses its viscosity with decreasing temperature, the magnet must not be used below  $-10^{\circ}\text{C}$  ( $14^{\circ}\text{F}$ ). TML and TMC models without a safety tab and variable damper may still operate up to  $-30^{\circ}\text{C}$  ( $-22^{\circ}\text{F}$ ).

### **11. Does the magnet require examination after a certain period of time?**

Lifting accessories such as our TML magnets must be checked regularly. This includes particularly an annual inspection of the triple safety factor. Maintenance and care of the magnets are subject to country-specific regulations and standards. In Germany regular inspections are prescribed by sec.3, subs.3 of the German Ordinance on Industrial Safety and Health (BetrSichV). The examination of the triple safety factor must be performed once a year by a competent person according to the German Trade Association Regulation BGR 500. The operator is responsible for the adherence to the regular inspection of the magnet. Always observe the regulations in your country. Clamping Magnets such as the TMC 300 must not be used for the lifting or transportation of loads and thus do not require an annual examination.

### **12. Who is allowed to perform the inspection?**

According to the Trade Association Regulation 500 (chapter 2.8: sec.3.15), the employer determines the requirements that the person carrying out the inspection must fulfill ('competent person'). They can be experts such as engineers, machine and crane foremen or specially trained persons provided that they possess adequate knowledge as well as

sufficient experience of slings and lifting accessories and are familiar with the relevant national occupational health and safety regulations, trade association regulations and generally accepted rules of technology (e.g. BGR regulations, DIN-EN-standards, DIN-standards, ISO standards). Furthermore, the examination of the triple safety factor for the Lifting Magnet requires a special pull-off unit which is equipped with calibrated test equipment. We would be happy to perform the inspection of your ALFRA lifting accessories for you at our premises.

### **13. Can loads also be lifted vertically?**

Due to the innovative ALFRA Magnetic System, the vertical lifting of loads is no longer a problem. In particular, the TML 500 is an excellent device to lift components vertically. The magnet's load swivel (also called load hook) is pulled up vertically by means of a flexible soft eye, following the direction of the force action, and lies close to the level housing of the TML magnet.

### **14. Which forces act during a vertical lift?**

There are some particularities to note in terms of the vertical lifting of loads. If the load and the magnet surface tilt at an angle other than  $0^{\circ}$  to horizontal, the load-bearing capacity decreases due to the new alignment of the magnet to the gravity of Earth. As soon as the load is suspended vertically, i.e. at an angle of  $90^{\circ}$ , friction will be the only effect exerted by the magnet. Depending on the material being lifted this is not more than 10 - 35% of the maximum load-bearing capacity.

Further information on the use of TML magnets during pivoting or vertical lifting can be found in the operation manual of your ALFRA magnet. All information and safety instructions contained in the operation manual must be closely observed.

### **15. Are the magnets only suitable for the lifting of loads?**

The wide range of ALFRA magnets includes a multitude of applications that go far beyond the lifting of loads. For example, TML magnets are ideally suited to shearing loads. Moreover, magnets made by ALFRA also represent the ideal tools to facilitate your work if you want to align, position or join ferromagnetic workpieces.

Visit ALFRA on Youtube and discover a multitude of interesting applications: simply type the product name and ALFRA to be convinced of the benefits of our permanent magnets!

We wish you much joy and success when using our products.

**Your Alfra GmbH**





Copyright by Alfra GmbH  
2017

All technical specifications, descriptions and illustrations in this catalogue are non-binding. We reserve the right to make changes due to the ongoing development of our products.

We accept no liability for any printing errors.

Publication of this catalogue makes all previous catalogues invalid.

As of October 2017

All rights reserved.

This catalogue was created with the greatest possible care. All technical data and information was verified before printing.

For reasons of continuous improvement and development of the ALFRA production program, we reserve the right to modify or even remove products in this catalogue from our delivery program. For this reason technical data and products which are contained in this catalogue may vary without prior notification.

Complete or partial utilisation and reproduction of this catalogue (drawings, images, text, logos) is prohibited without written approval.

Photo credits:  
Döring Holding GmbH & Co. KG, [www.fotolia.com](http://www.fotolia.com), [www.123rf.com](http://www.123rf.com),  
[www.gettyimages.com](http://www.gettyimages.com)

