





910/16

adaptor, 3/8" female and 1/2" male drives

3/8"

UNI/ISO 3316 DIN 3123

	art.	L	Ø			
009100814	910/16	32	18,0	3/8	1/2	39

