

▼ Shown: HF102L, HF105L



- Maximum pump volumetric efficiency
- Maximum internal heat transfer
- Prevents pump cavitation
- Additives prevent rust, oxidation and sludge
- High viscosity index
- Maximum film protective lubricity.

## The Genuine Range


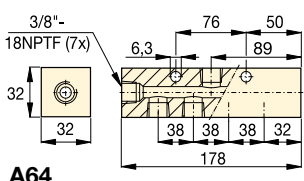

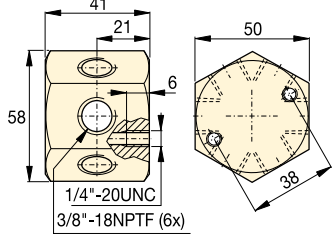

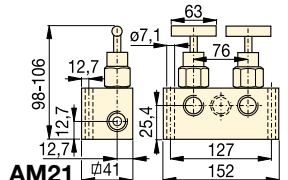

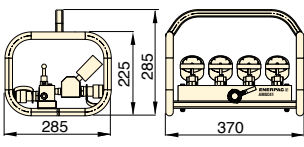
### Hydraulic Oil

Contents	Model Number	Use only genuine Enerpac Hydraulic Oil. The use of any other fluid will render your Enerpac warranty null and void.
5 litres	HF105L	
20 litres	HF102L	
205 litres	HF104L	

### ▼ OIL SPECIFICATION CHART

Viscosity Index	100 min
Viscosity (cSt @ 40 °C)	32
API Gravity	31-33
Density (cSt @ 15 °C)	875
Flash point	204 °C
Pour point	-32 °C
Colour	Blue
Working Temperature Range	0 - 60 °C
Ideal working temperature	40 °C

## 700 bar Manifolds

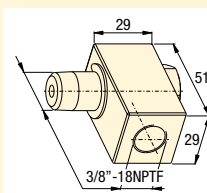
Description		Model Number	Dimensions (mm)
<b>7-port Manifold, short</b>		<b>A64</b>	 <b>A64</b>
<b>7-port Manifold, long</b> allows direct mounting of control valves to the manifold.		<b>A65</b>	
<b>6-port Manifold, hexagon</b> Plugs furnished for all ports 3/8"-18 NPTF.		<b>A66</b>	
<b>Control Manifolds</b> For control of 2 or 4 single-acting cylinders simultaneously. <b>AM21</b> with 5 ports 3/8"NPTF. <b>AM41</b> with 7 ports 3/8"NPTF.		<b>AM21</b>	 <b>AM21</b>
		<b>AM41</b>	
<b>4-way Manifold Assemblies</b> CR400 female couplers on all 3/8"NPTF ports. With glycerine filled pressure gauges, shut-off valves and robust protection frame. <b>AMGC41</b> for 4x s/a cylinders <b>AMGC42</b> for 4x d/a cylinders.		<b>AMGC41</b>	 <b>AMGC41</b>
		<b>AMGC42</b>	

# Hydraulic Oil, Manifolds and Fittings




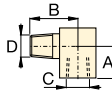

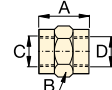

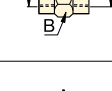

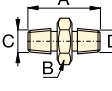

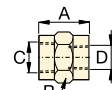

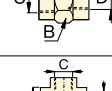

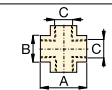

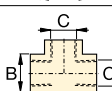

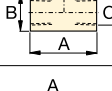

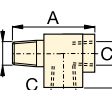

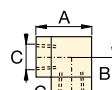

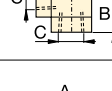

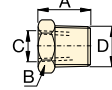

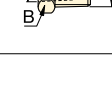

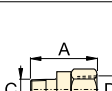

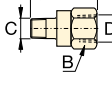

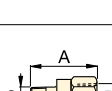

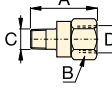

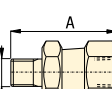
## 3/8" Swivel Connector

360 degree swivel coupler for optimal orientation of the hydraulic connection on cylinders, pumps and hoses.  
Order Model Number. **XSC1**



## HF A, AM BFZ FZ Series



700 bar Fittings		Model Number	Dimensions (mm)		Series			
			A	B	C	D		
<b>Street Elbow</b>			<b>FZ1616</b>	23	33	3/8"-18 NPTF	3/8"-18 NPTF	
From:	3/8"-NPTF Male							
To:	3/8"-NPTF Female							
<b>Reducing Connector</b>			<b>FZ1615</b>	28	25	3/8"-18 NPTF	1/4"-18 NPTF	
From:	3/8"-NPTF Female							
To:	1/4"-NPTF Female							
From:	1/2"-NPTF Female		<b>FZ1625</b>	47	29	1/2"-14 NPTF	3/8"-18 NPTF	
To:	3/8"-NPTF Female							
<b>Hexagon Nipple</b>			<b>FZ1608</b>	38	16	1/4"-18 NPTF	1/4"-18 NPTF	
From:	To:							
1/4"-NPTF	1/4"-NPTF							
3/8"-NPTF	3/8"-NPTF							
3/8"-NPTF	3/8"-NPTF							
<b>Coupling</b>			<b>FZ1614</b>	29	23	3/8"-18 NPTF	3/8"-18 NPTF	
From:	To:							
3/8"-NPTF	3/8"-NPTF							
1/4"-NPTF	1/4"-NPTF		<b>FZ1605</b>	29	19	1/4"-18 NPTF	1/4"-18 NPTF	
1/4"-NPTF	1/4"-NPTF							
<b>Cross</b>			<b>FZ1613</b>	45	25	3/8"-18 NPTF	-	
From:	To:							
3/8"-NPTF Female	3/8"-NPTF Female							
<b>Tee</b>			<b>FZ1612</b>	45	25	3/8"-18 NPTF	-	
From:	To:							
3/8"-NPTF	3/8"-NPTF							
1/4"-NPTF	1/4"-NPTF		<b>FZ1637</b>	45	24	1/4"-18 NPTF	-	
1/4"-NPTF	1/4"-NPTF							
<b>Street Tee</b>			<b>BFZ16312</b>	56	26	3/8"-18 NPTF	3/8"-18 NPTF	
From:	To:							
3/8"-NPTF Female	3/8"-NPTF Male							
<b>Elbow</b>			<b>FZ1610</b>	33	20	3/8"-18 NPTF	-	
From:	To:							
3/8"-NPTF	3/8"-NPTF							
1/4"-NPTF	1/4"-NPTF		<b>FZ1638</b>	36	24	1/4"-18 NPTF	-	
1/4"-NPTF	1/4"-NPTF							
<b>Reducer</b>			<b>FZ1630</b>	19	19	1/4"-18 NPTF	3/8"-18 NPTF	
From:	To:							
3/8"-NPTF	1/4"-NPTF							
1/4"-NPTF	1/2"-NPTF							
3/8"-NPTF	G1/4"		<b>BFZ1630</b>	28	22	1/4"-18 NPTF	1/2"-14 NPTF	
3/8"-NPTF	G1/4"		<b>BFZ16301</b>	19	19	G1/4"	3/8"-18 NPTF	
3/8"-NPTF	G1/4"							
<b>Adaptor</b>			<b>BFZ-16411</b>	35	19	1/4"-18 NPTF	G1/4"	
From:	To:							
G1/4"	1/4"-NPTF							
G1/4"	1/8"-NPTF							
G3/8"	1/4"-NPTF							
G3/8"	3/8"-NPTF		<b>BFZ-16421</b>	31	19	1/8"-27 NPTF	G1/4"	
G1/4"	1/8"-NPTF		<b>BFZ-16323</b>	43	24	1/4"-18 NPTF	G3/8"	
G1/4"	3/8"-NPTF		<b>BFZ-16324</b>	43	24	3/8"-18 NPTF	G3/8"	
G1/4"	3/8"-NPTF							
<b>Adaptor</b>			<b>FZ1055</b>	44	23	1/4"-18 NPTF	3/8"-18 NPTF	
From:	To:							
1/4"-NPTF	3/8"-NPTF							
1/4"-NPTF	1/8"-NPTF							
1/2"-NPTF	3/8"-NPTF		<b>FZ1642</b>	30	19	1/8"-27 NPTF	1/4"-18 NPTF	
1/2"-NPTF	3/8"-NPTF		<b>FZ1634</b>	42	28	3/8"-18 NPTF	1/2"-18 NPTF	
1/2"-NPTF	3/8"-NPTF							
<b>Swivel Fitting</b>			<b>FZ1660</b>	40	22	3/8"-18 NPTF	3/8"-18 NPTF	
From:	To:							
3/8"-NPTF Male	3/8"-NPTF Female							